



How-Do-We-Do-That?

Master Lock Steering Wheel & Air Bag Lock



Master Lock, #255DAT Maximum Security Steering Wheel Lock uses a standard Master 1K keyway in a 4-pin cylinder. The only difference, this cylinder measures in total .525" in the top body part, while the standard 4-pin from Master measures .540".

If replacement is needed the Master Lock cylinder 295W1 will fit without any modification.

This lock is supplied with 2 keys without any code number on the key or any indication in the original package. When sold by the locksmith, he/she should do the customer a big favor by measuring the cuts and giving the code number, which of course can be traced out of a PC code program or code books.

When keys are missing and no code is available, the cylinder has to be drilled. Make sure that the drilling

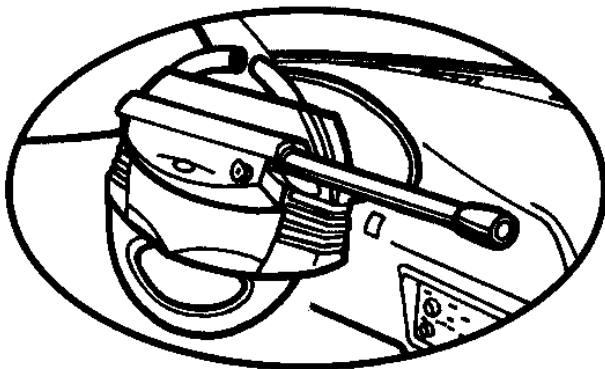

is done at the shear line. The cylinder plug is still needed to unlock the Steering Wheel lock.

The original cylinder body is die cast. While the 295W1 complete cylinder is made of brass.


With Steering Wheel Lock assembly removed from customer's car, place it on your work bench upside down. Remove the 9 Phillips head machine screws from base plate. Pull off this plate and remove 2 more machine screws, (see picture. The two-part shield is not in this picture). Under this plate is the cylinder, remove and replace with a new 4-pin cylinder.

Re-install all the 2 + 9 machine screws and collect for your service.


Master Lock Steering Wheel & Air Bag Lock



Multiple cuts can not defeat



One Size



Protects airbag from theft