




## How-Do-We-Do-That?


### Re-Keying Ideal/Craftsman Double Cylinder Rim Lock

1. Use working key or pick the inside cylinder to move cam "A" and open the access hole "C". Leave cylinder in picked position.
4. Now the four mounting bolts are accessible.
5. Cylinder can now be removed for servicing. In our case all we needed was to refasten the lock against the door. We did not remove the cylinder.




**Access hole blocked by cam on cylinder plug.**

2. Put a probe through "C" to depress spring Clip "B".



3. While holding "B" pushed in, turn inside key or tension wrench clockwise to bypass step "D" and release handle.





- A Cam on Plug**
- B Spring clip holding pull handle**
- C Access hole in pull handle**