

The HULK

Model HA2

“Residential Hinge Doctor”

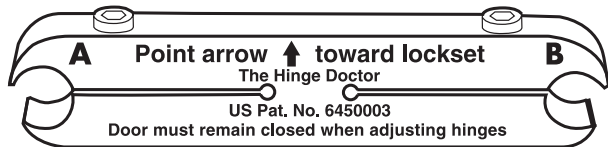
by GKL Products • 510-791-0424

INSTRUCTIONS FOR ADJUSTING THE TOP HINGE

NOTE!!! Do not open the door
while adjusting the hinge

Step 1: Determine which end of the
“Residential Hinge Doctor” (A or B) (see ILL-1)
fits tightest over the hinge knuckles,
applying that end to the upper most hinge knuckle
attached to the door itself.

Make sure the arrow faces the lockset. (see ILL-2)



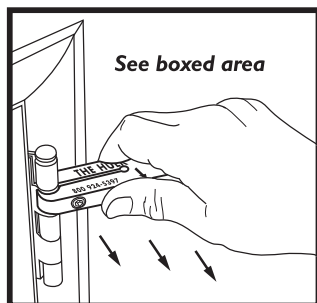

Step 2: With the arrow facing the lockset tighten
the Allen head bolt so the tool just fits snug on the
hinge knuckle (it does not have to be tight)

Step 3: Rotate the Hinge Doctor toward the
door lock applying sufficient pressure to
bend the Hinge Knuckle.

Step 4: Repeat steps 2 & 3 on the other
hinge knuckles that are attached to the door.

Note: Sufficient pressure should be able to be
applied by hand. However if more leverage is needed
a pipe or crescent wrench can be used as a lever
by adding it to the opposite end of the Hinge Doctor
and pushing toward the door knob (lockset).

**Caution excessive force with an extension
will damage the Hinge Doctor.**



**Adjusting the bottom hinge
is NOT recommended!**

The HULK

Model HA2

“Residential Hinge Doctor”

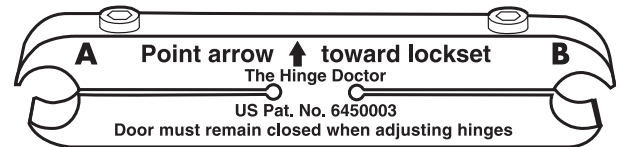
by GKL Products • 510-791-0424

INSTRUCTIONS FOR ADJUSTING THE TOP HINGE

NOTE!!! Do not open the door
while adjusting the hinge

Step 1: Determine which end of the
“Residential Hinge Doctor” (A or B) (see ILL-1)
fits tightest over the hinge knuckles,
applying that end to the upper most hinge knuckle
attached to the door itself.

Make sure the arrow faces the lockset. (see ILL-2)



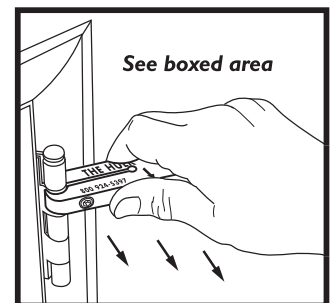
Step 2: With the arrow facing the lockset tighten
the Allen head bolt so the tool just fits snug on the
hinge knuckle (it does not have to be tight)

Step 3: Rotate the Hinge Doctor toward the
door lock applying sufficient pressure to
bend the Hinge Knuckle.

Step 4: Repeat steps 2 & 3 on the other
hinge knuckles that are attached to the door.

Note: Sufficient pressure should be able to be
applied by hand. However if more leverage is needed
a pipe or crescent wrench can be used as a lever
by adding it to the opposite end of the Hinge Doctor
and pushing toward the door knob (lockset).

**Caution excessive force with an extension
will damage the Hinge Doctor.**



**Adjusting the bottom hinge
is NOT recommended!**